

Source: Labor Insight (Burning Glass Technologies)

All Advertised Educational Qualifications

This report provides information on both the preferred and minimum/required education levels listed in job postings. For this reason, a job posting may be counted in more than one of the educational categories shown below.

Note: 43% of records have been excluded because they do not include a degree level. As a result, the chart below may not be representative of the full sample.

Feb. 01, 2022 - Feb. 28, 2022

There are 27,924 postings available with the current filters applied.

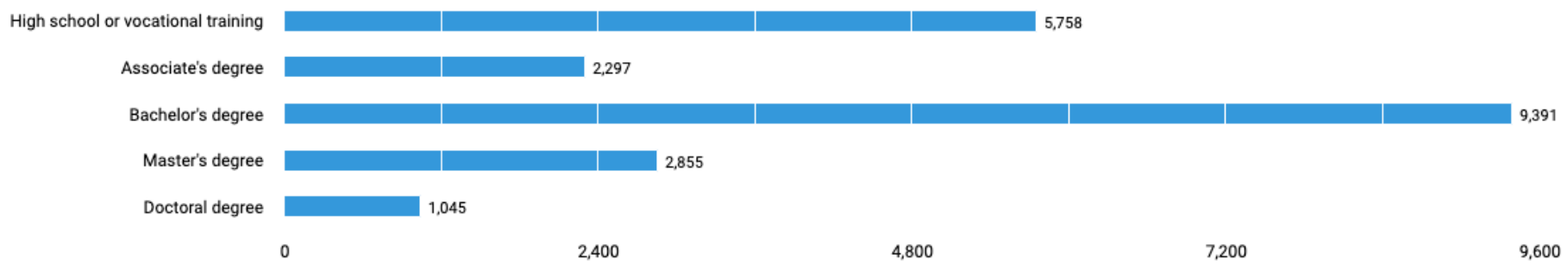
There are 11,985 unspecified postings.

Included Postings

New postings, HWOL universe postings

Active Selections

Custom range (Feb. 1, 2022 - Feb. 28, 2022) AND (MSA : Austin-Round Rock, TX (Metropolitan Statistical Area)) AND (Jobs Universe : HWOL) AND (Included Postings : All New Jobs)



Employers with the Most Job Openings

Feb. 01, 2022 - Feb. 28, 2022

There are 27,924 postings available with the current filters applied.

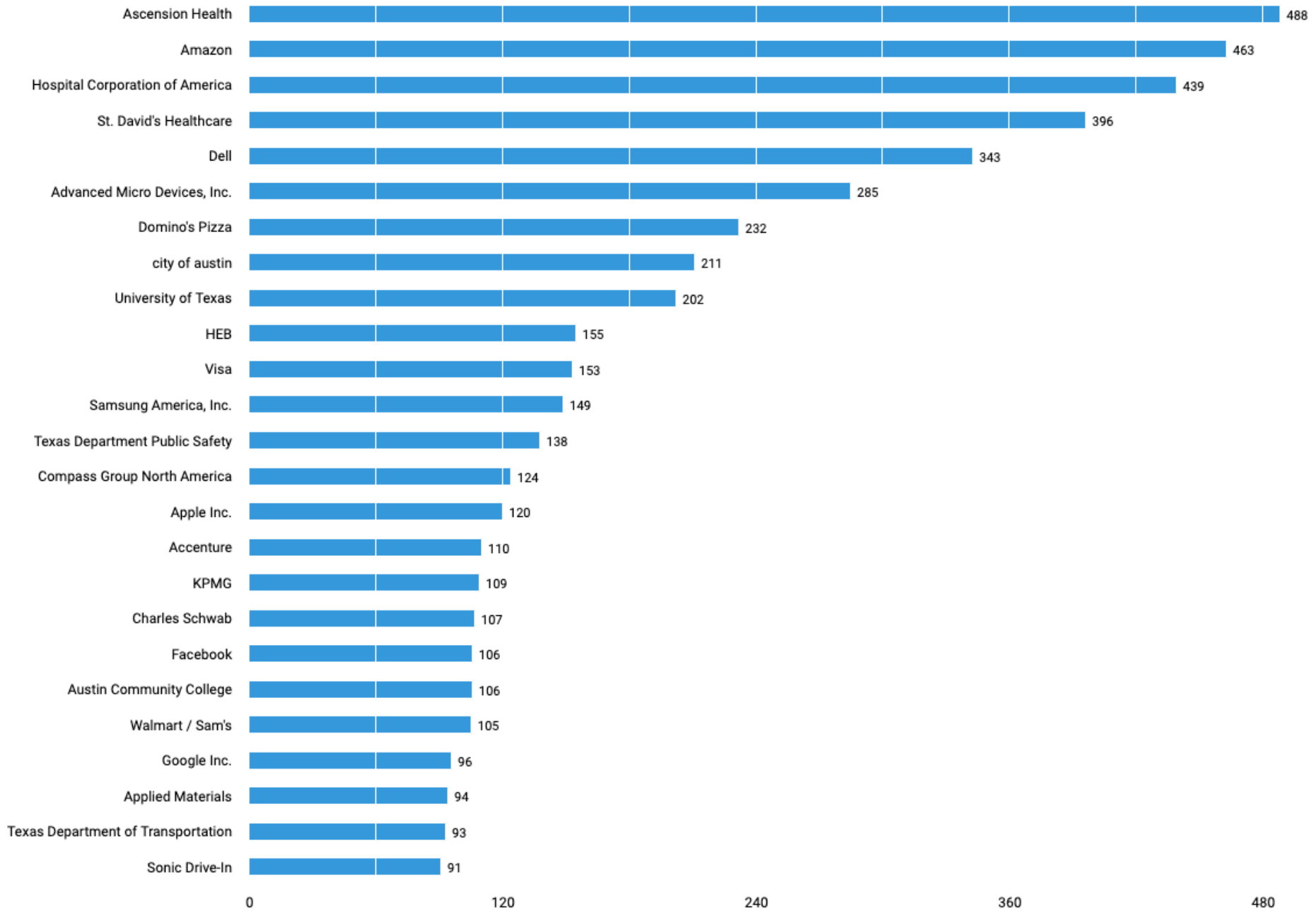
There are 2,742 unspecified postings.

Included Postings

New postings, HWOL universe postings

Active Selections

Custom range (Feb. 1, 2022 - Feb. 28, 2022) AND (MSA : Austin-Round Rock, TX (Metropolitan Statistical Area)) AND (Jobs Universe : HWOL) AND (Included Postings : All New Jobs)



Top Detailed Industries

Feb. 01, 2022 - Feb. 28, 2022

There are 27,924 postings available with the current filters applied.

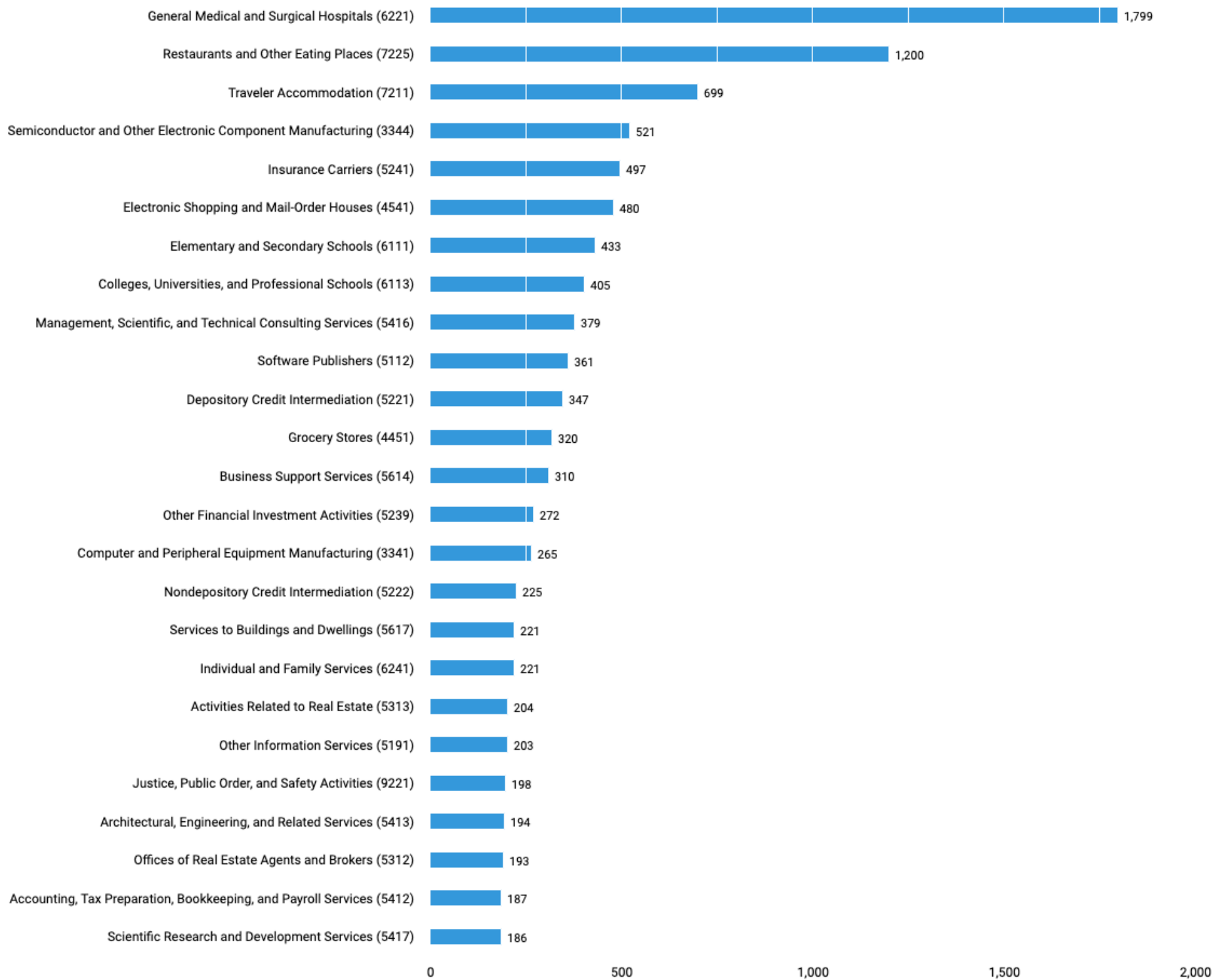
There are 10,970 unspecified postings.

Included Postings

New postings, HWOL universe postings

Active Selections

Custom range (Feb. 1, 2022 - Feb. 28, 2022) AND (MSA : Austin-Round Rock, TX (Metropolitan Statistical Area)) AND (Jobs Universe : HWOL) AND (Included Postings : All New Jobs)



Source: Labor Insight (Burning Glass Technologies)

Top Detailed O*Net Occupations

Feb. 01, 2022 - Feb. 28, 2022

There are 27,924 postings available with the current filters applied.

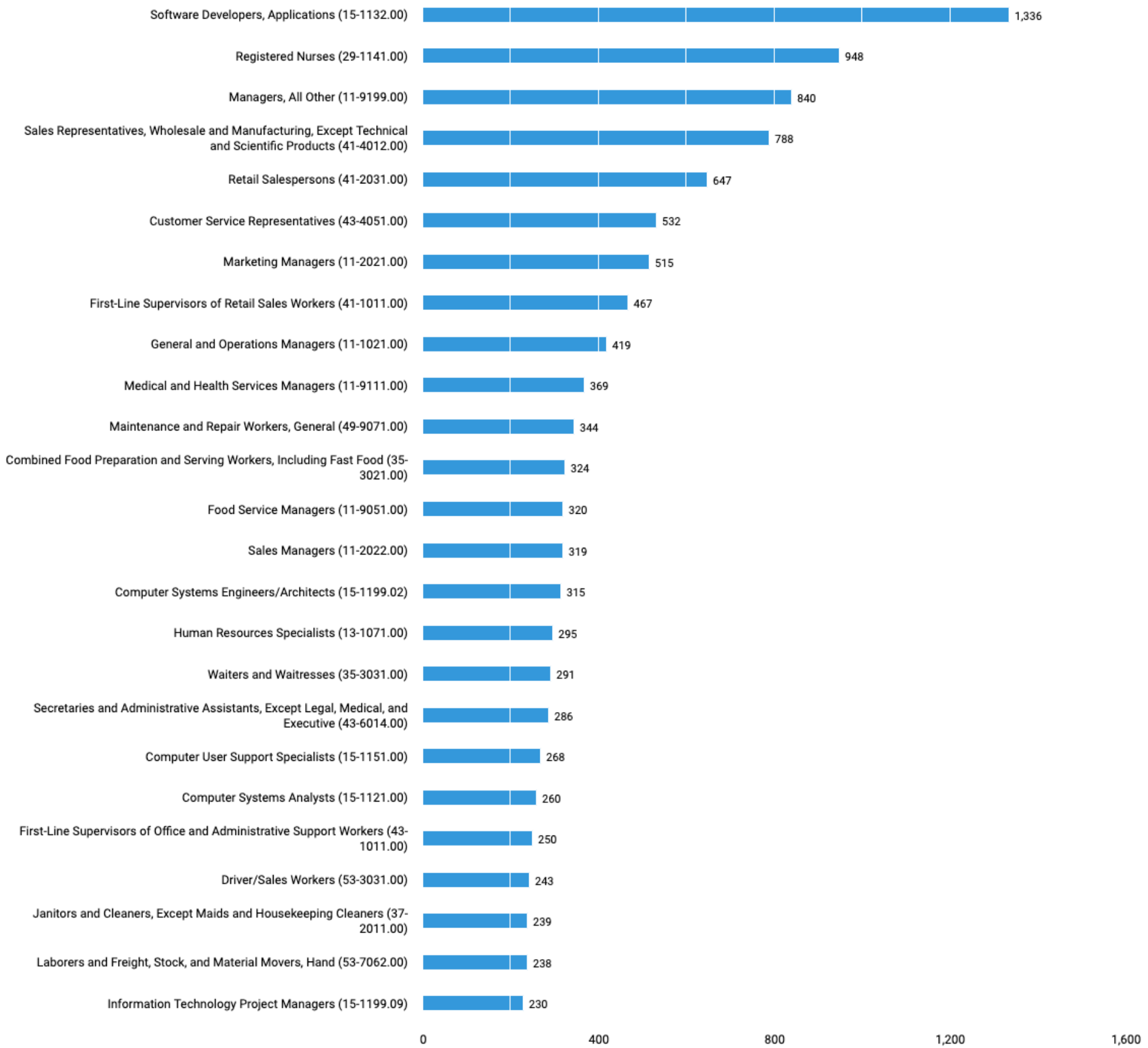
There are 1,297 unspecified postings.

Included Postings

New postings, HWOL universe postings

Active Selections

Custom range (Feb. 1, 2022 - Feb. 28, 2022) AND (MSA : Austin-Round Rock, TX (Metropolitan Statistical Area)) AND (Jobs Universe : HWOL) AND (Included Postings : All New Jobs)



Programs of Study in Greatest Demand

Note: 76% of records have been excluded because they do not include a program of study. As a result, the chart below may not be representative of the full sample.

Feb. 01, 2022 - Feb. 28, 2022

There are 27,924 postings available with the current filters applied.

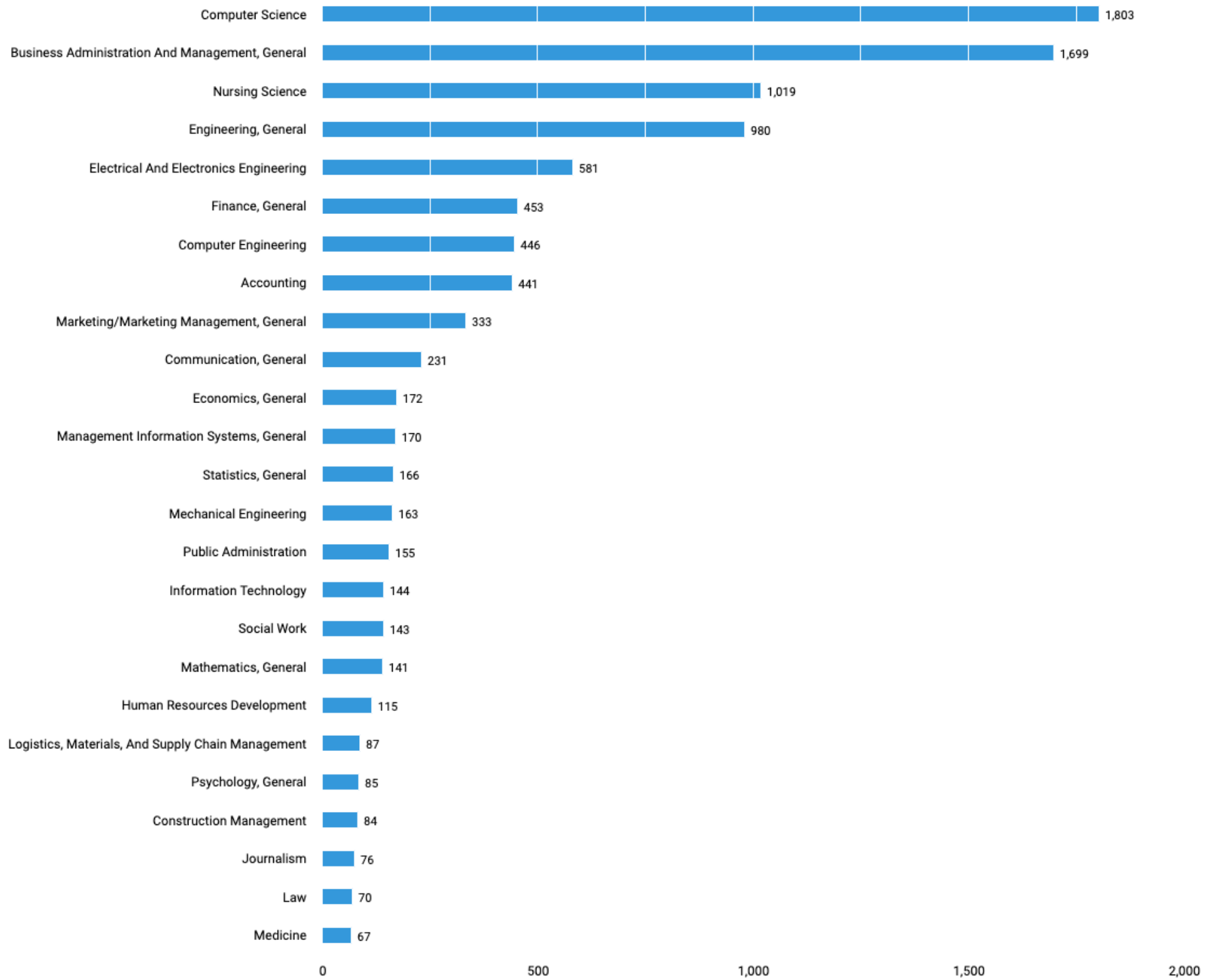
There are 21,171 unspecified postings.

Included Postings

New postings, HWOL universe postings

Active Selections

Custom range (Feb. 1, 2022 - Feb. 28, 2022) AND (MSA : Austin-Round Rock, TX (Metropolitan Statistical Area)) AND (Jobs Universe : HWOL) AND (Included Postings : All New Jobs)



Skill Clusters in Demand

For skill clusters, unspecified postings are those that have fewer than three skill clusters listed.

Feb. 01, 2022 - Feb. 28, 2022

There are 27,924 postings available with the current filters applied.

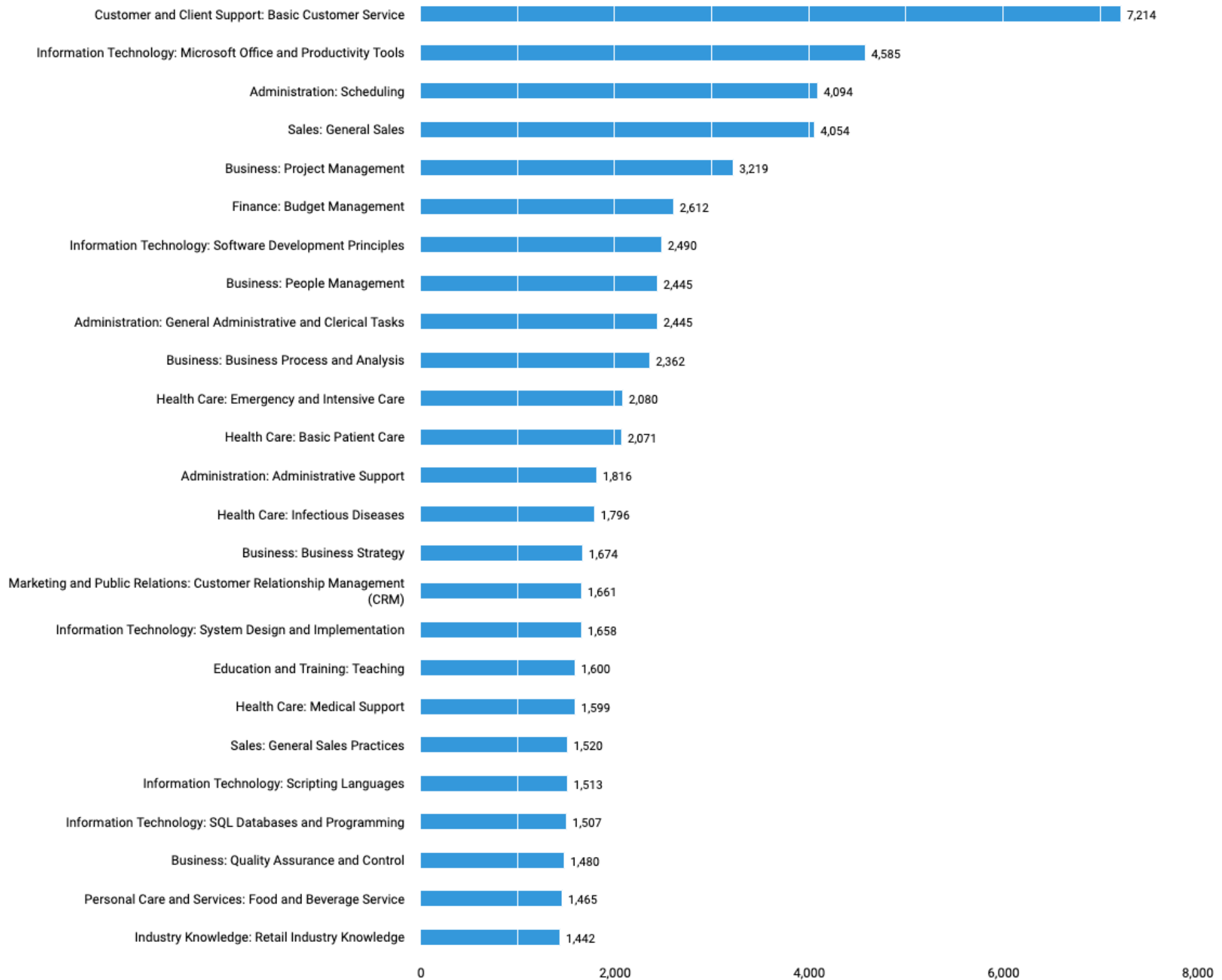
There are 6,100 unspecified postings.

Included Postings

New postings, HWOL universe postings

Active Selections

Custom range (Feb. 1, 2022 - Feb. 28, 2022) AND (MSA : Austin-Round Rock, TX (Metropolitan Statistical Area)) AND (Jobs Universe : HWOL) AND (Included Postings : All New Jobs)



Time Series Analysis

New Postings increased by 24.54% to 342,208 in the period 2020 - 2021

Jan. 01, 2010 - Mar. 24, 2022 (Data not available after Mar. 23, 2022)

There are 1,938,486 postings available with the current filters applied.

There are 0 unspecified postings.

Included Postings

New postings, HWOL universe postings

Active Selections

Custom range (Feb. 1, 2022 - Feb. 28, 2022) AND (MSA : Austin-Round Rock, TX (Metropolitan Statistical Area)) AND (Jobs Universe : HWOL) AND (Included Postings : All New Jobs)

Interval

Annually

