

Published July 15, 2020

Unemployment Insurance Claimant Data for Capital Area June 2020

- Please note: This report includes non-traditional claimants, ie. self-employed workers, gig workers, contract workers, and more who traditionally do not qualify for regular unemployment insurance.
- This data is not perfectly aligned with federal unemployment claim information, particularly on the week the claim was initially populated. This data should not be used as authoritative numbers related to claim activities or characteristics of claimants. Data is good to support reemployment and general analysis but not to cite externally or share.
- Official data and guidance can be found at: <https://oui.doleta.gov/unemploy/claims.asp>



Unemployment Insurance Claimant Data

Published July 15, 2020

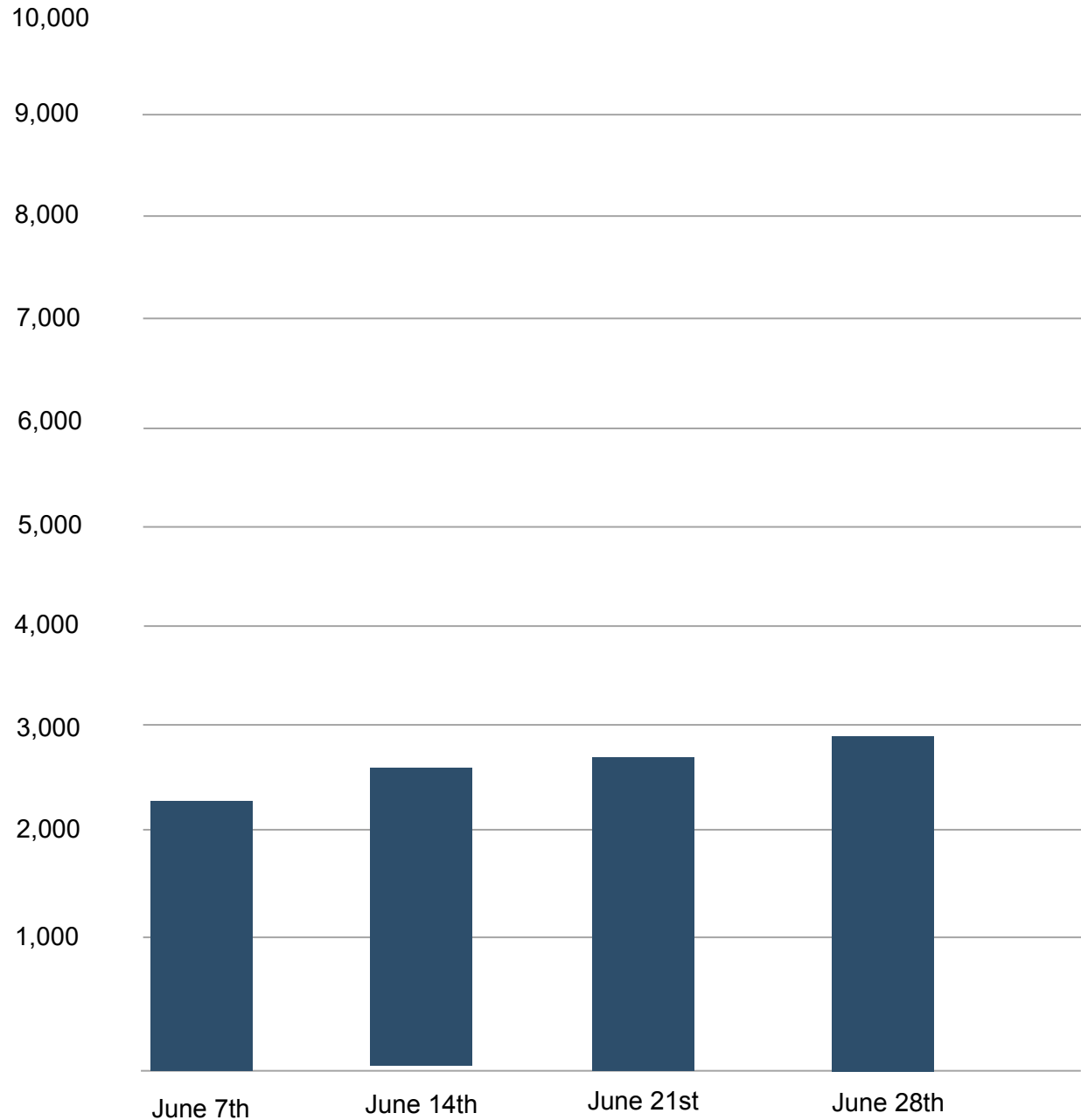
This weekly report reflects
the Austin/Travis County region.

Week of	Weekly Claims
June 7th	2,387
June 14th	2,715
June 21st	2,746
June 28th	2,912
Total	10,760

*Count by claimant week.

** Please note: that previous reports indicated total traditional UI claimants. This report now includes non-traditional claimants ie. Self-employed, gig workers, etc.

Claimants from June 1-June 30th, weekly



Top 10 claimant ZIP codes

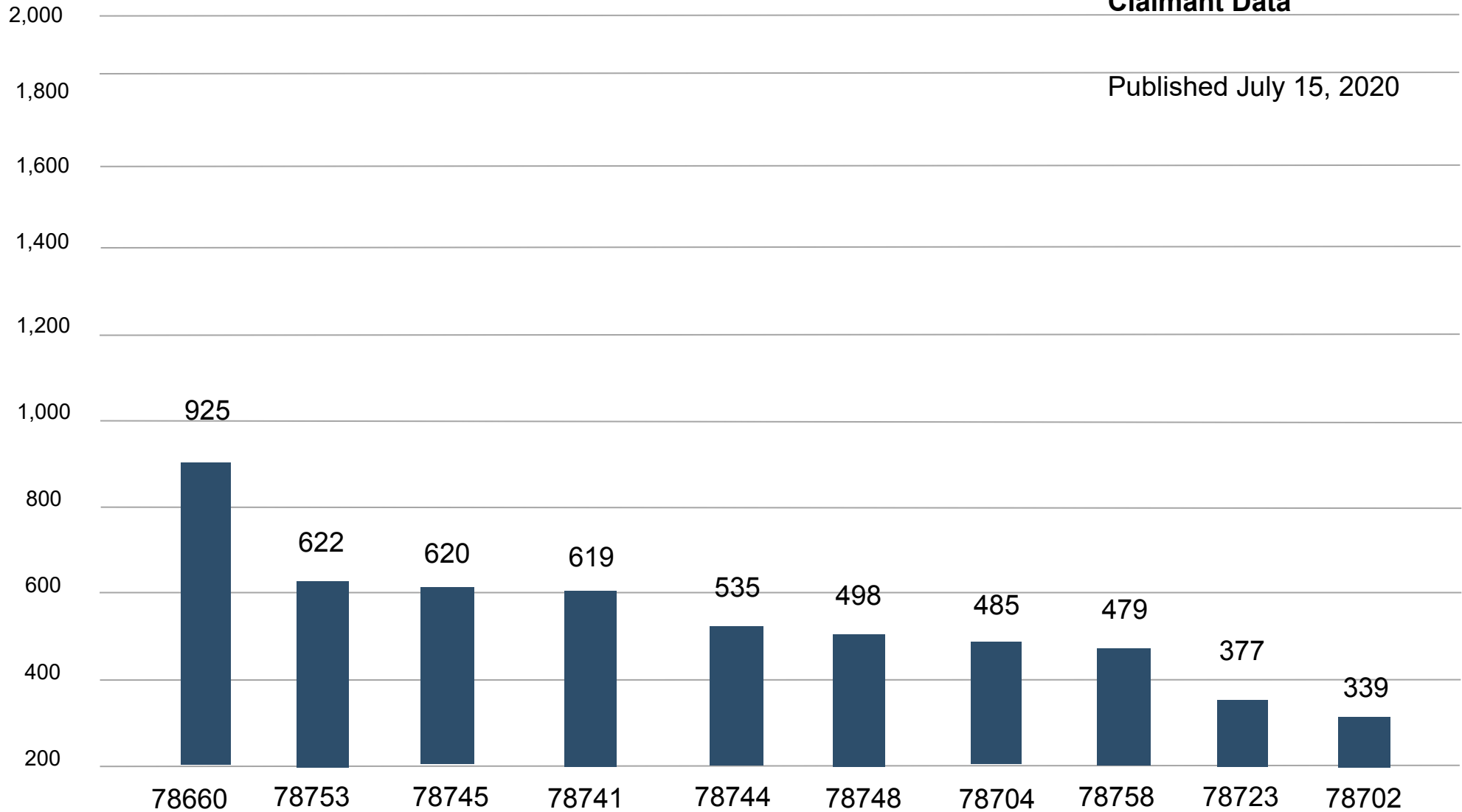
June 1- June 30th, 2020



americanjobcenter®

Unemployment Insurance Claimant Data

Published July 15, 2020

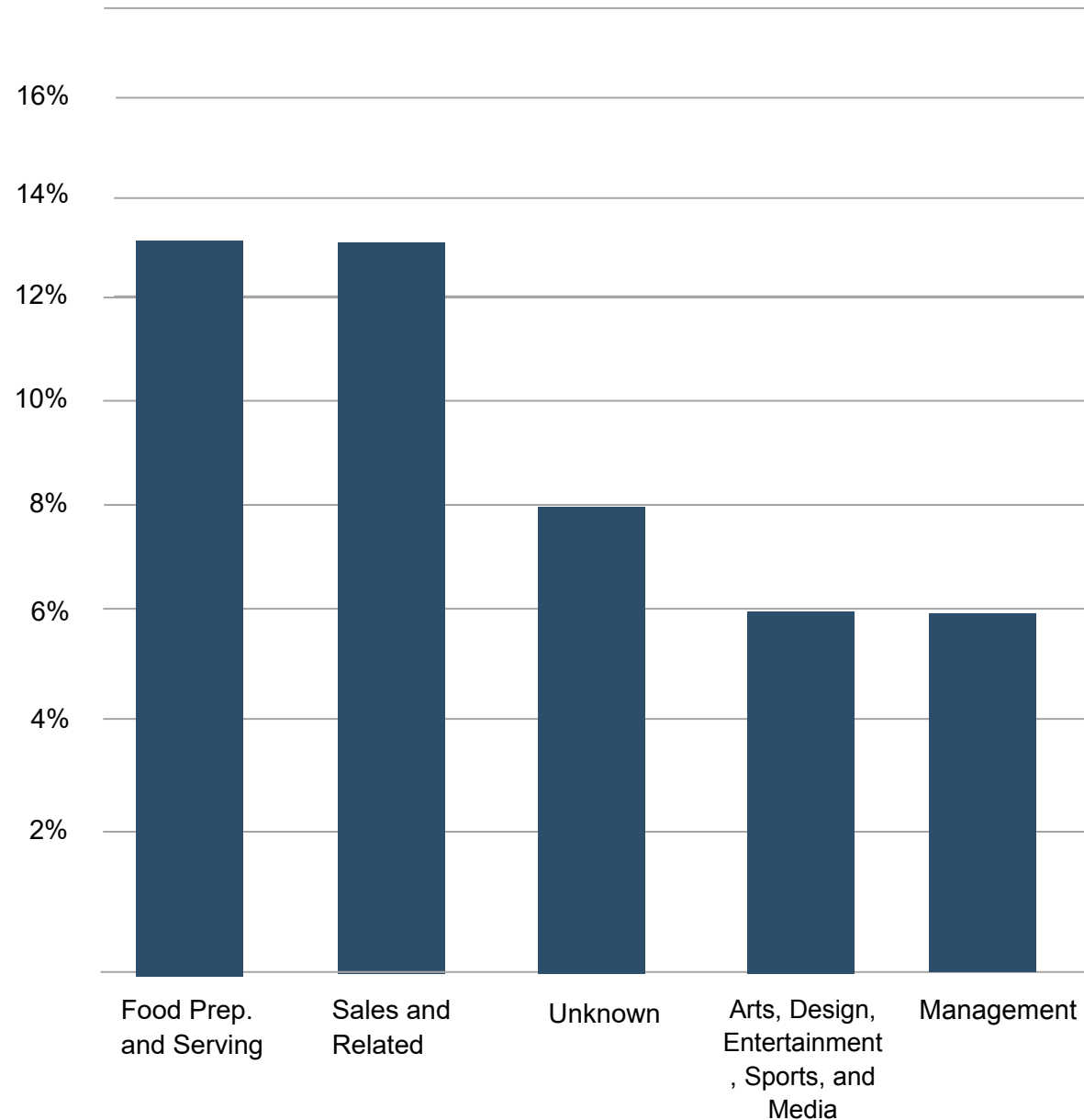


Unemployment Insurance Claimant Data

Published July 15, 2020

Occupation	Percentage
Food Preparation & Serving Related	13%
Sales and Related	13%
Unknown	8%
Arts, Design, Entertainment, Sports and Media	6%
Management	6%

Top 5 claimant occupations in Travis County



* Total claimants are from June 1 - June 30th, 2020

Unemployment Insurance Claimant Data

Published July 15, 2020

Top 3 jobs titles by occupation

Job Titles

Food Preparation & Serving Related	Sales and Related	Unknown	Arts, Design, Media, and Entertainment	Management
Server	Sales	Customer Service	Musician	Management
Cook	Cashier	Sales	Graphic Designer	Manager
Cashier	Sales Associate	Cashier	Entertainer	General Manager

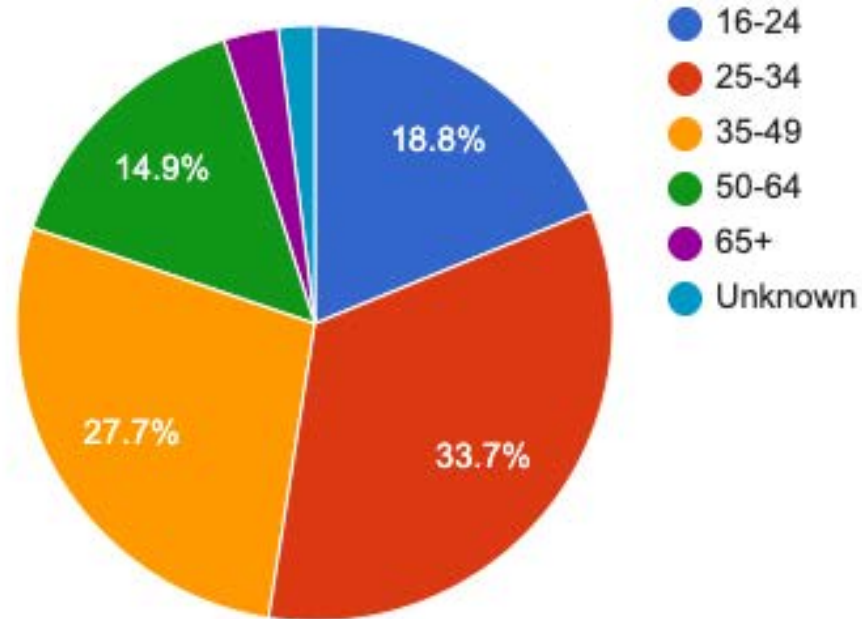
* Top occupations and listed job title claimants previously worked between June 1- June 30th, 2020

Unemployment Insurance Claimant Data

Published July 15, 2020

Demographics for Claimants

Age



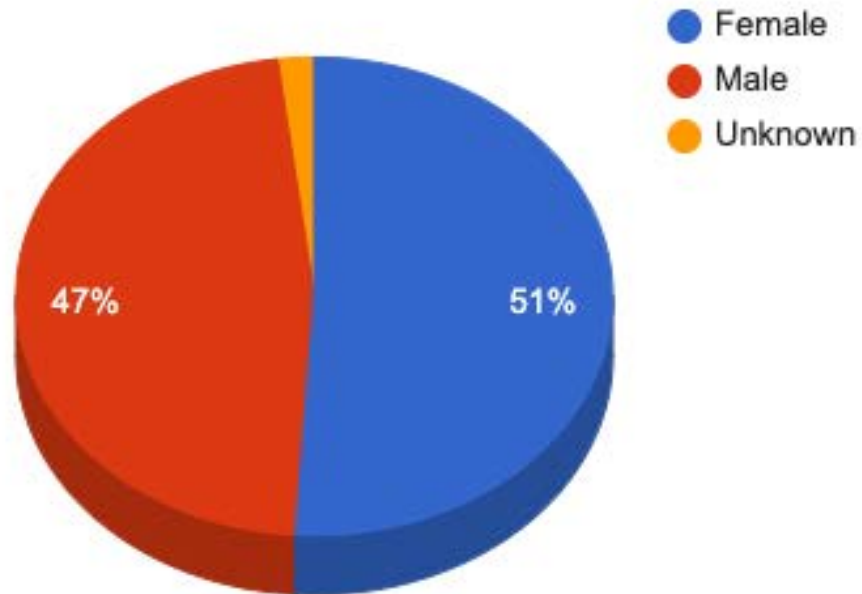
* Claimants demographics are for June 1 – June 30th, 2020

Unemployment Insurance Claimant Data

Published July 15, 2020

Demographics for Claimants

Gender



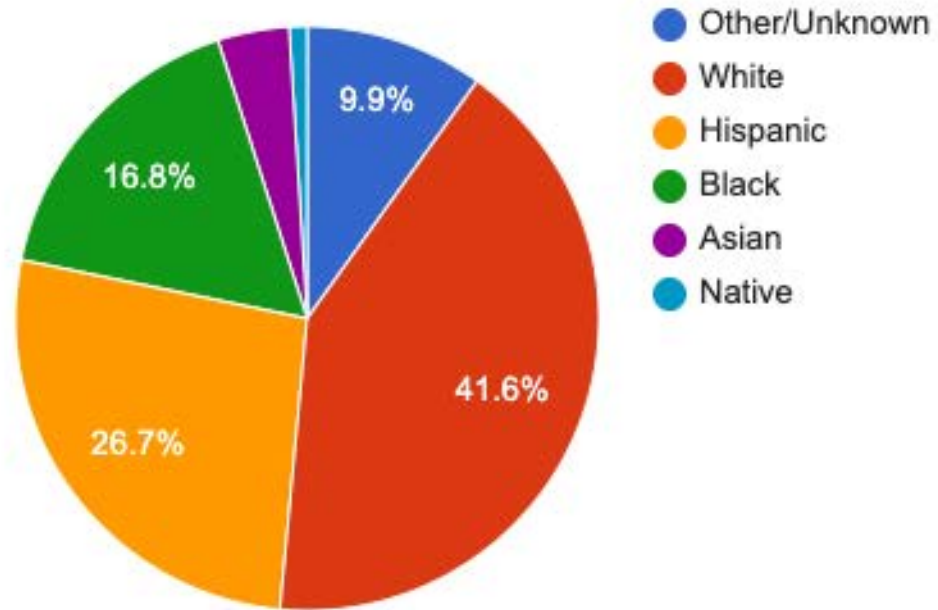
* Claimants demographics are for June 1- June 30th, 2020

Unemployment Insurance Claimant Data

Published July 15, 2020

Demographics for Claimants

Race/Ethnicity



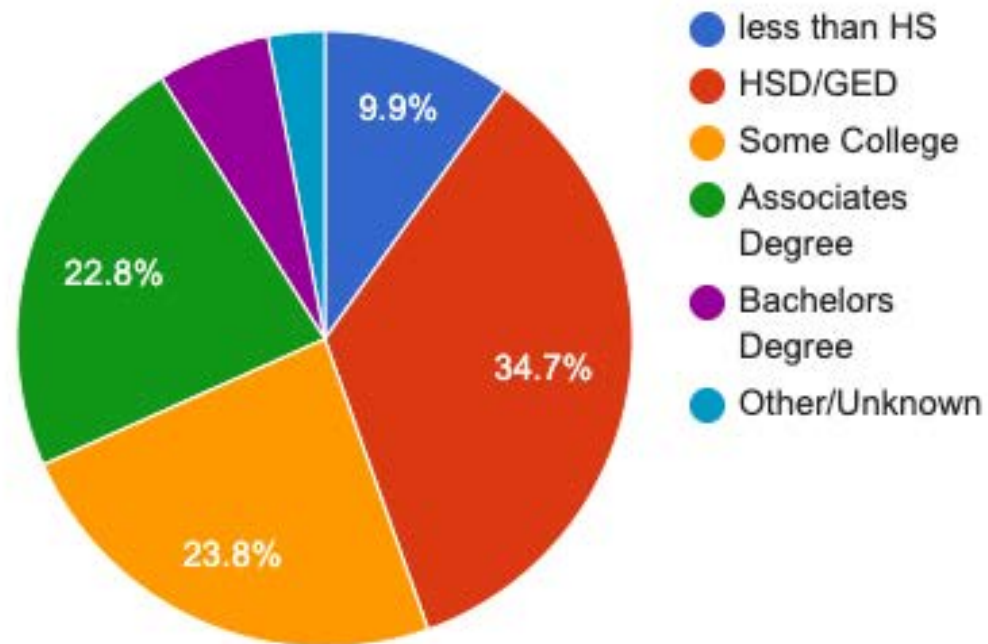
* Claimants demographics are for June 1-June 30th, 2020

Unemployment Insurance Claimant Data

Published July 15, 2020

Demographics for Claimants

Education



* Claimants demographics are for June 1 - June 30th, 2020